



US00D525402S

(12) **United States Design Patent** (10) **Patent No.:** **US D525,402 S**
Dochterman et al. (45) **Date of Patent:** **** Jul. 18, 2006**

(54) **COMPACTABLE PAINTBALL MARKER SQUEEGEE**

(76) Inventors: **Rick Dochterman**, 2324 W. Locust St., Rogers, AR (US) 72756; **Terry Neumaster**, 108 N. Melody, Lowell, AR (US) 72745; **Lester Boersma**, 2050 Camino De La Reina #214, San Diego, CA (US) 92108

(**) Term: **14 Years**

(21) Appl. No.: **29/191,193**

(22) Filed: **Oct. 1, 2003**

(51) **LOC (8) Cl.** **04-01**

(52) **U.S. Cl.** **D32/41**

(58) **Field of Classification Search** D32/35, D32/41, 42, 49; 15/104.93, 104.94, 104.05, 15/104.001, 104.03, 104.16, 104.2; 42/95; 89/1.25; 102/442; D22/108, 199

See application file for complete search history.

(56) **References Cited**

U.S. PATENT DOCUMENTS

1,080,679	A	*	12/1913	Cook	15/104.165
1,348,145	A	*	8/1920	Arden	15/104.165
2,295,058	A	*	9/1942	Smethers	166/175
2,616,109	A	*	11/1952	Gardner	15/104.165
2,744,275	A	*	5/1956	Geltner	401/18
4,085,474	A	*	4/1978	Murphy	15/104.095
5,261,143	A	*	11/1993	Toth	15/210.1
5,357,705	A	*	10/1994	Stengel	42/95
6,546,581	B1	*	4/2003	Swietlik et al.	15/104.16
6,701,658	B1	*	3/2004	Brownell	42/95

* cited by examiner

Primary Examiner—Cynthia E. Ramirez

(74) *Attorney, Agent, or Firm*—Keisling Peiper & Scott PLC; David B. Pieper; Trent C. Keisling

(57) **CLAIM**

The ornamental design for a compactable paintball marker squeegee, as shown and described.

DESCRIPTION

FIG. 1 is an isometric view of a compactable paintball marker squeegee showing my new design in a compacted arrangement;

FIG. 2 is a top view of the design of FIG. 1;

FIG. 3 is a cutaway view along line A—A of FIG. 2 detailing internal features which are externally visible on the design of FIG. 1;

FIG. 4 is a left side elevational view of the design of FIG. 1;

FIG. 5 is a back elevational view of the design of FIG. 1;

FIG. 6 is a front side elevational view of the design of FIG. 1;

FIG. 7 is a bottom view of the design of FIG. 1;

FIG. 8 is a right side elevational view of the design of FIG. 1;

FIG. 9 is an isometric view of the compactable paintball marker squeegee shown in FIG. 1 in a partially extended arrangement;

FIG. 10 is a top view of the design of FIG. 9;

FIG. 11 is a cutaway view along line B—B of FIG. 10 detailing internal features which are externally visible on the design of FIG. 9;

FIG. 12 is a left side elevational view of the design of FIG. 9;

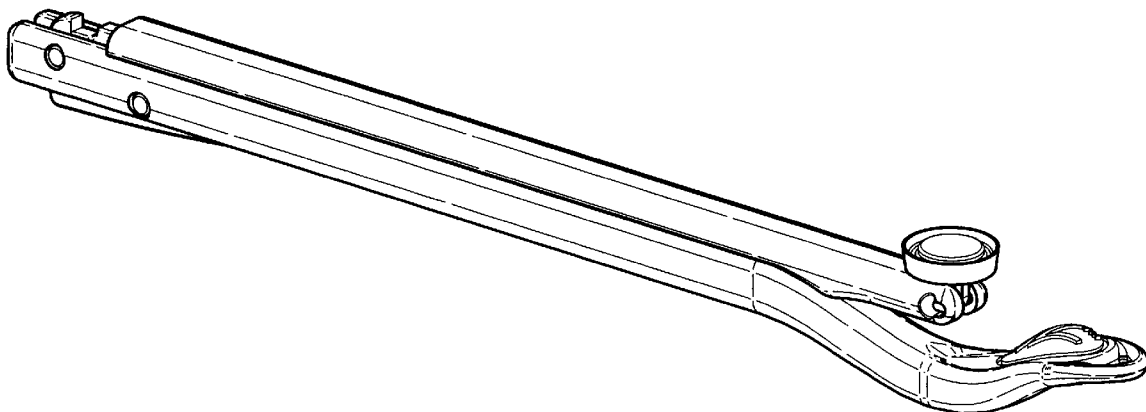
FIG. 13 is a back elevational view of the design of FIG. 9;

FIG. 14 is a front side elevational view of the design of FIG. 9;

FIG. 15 is a bottom view of the design of FIG. 9; and,

FIG. 16 is a right side elevational view of the design of FIG. 9.

1 Claim, 4 Drawing Sheets



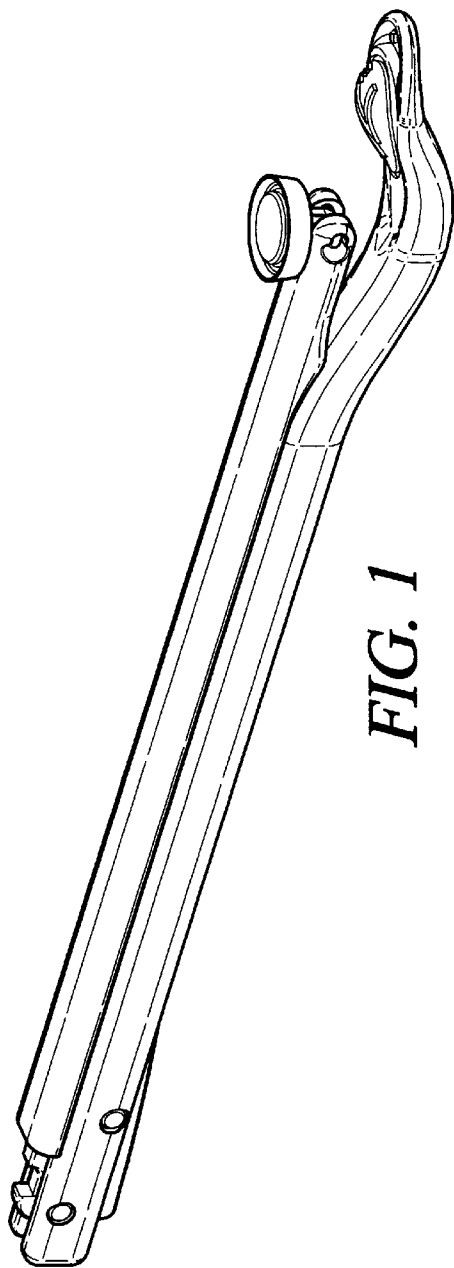


FIG. 1

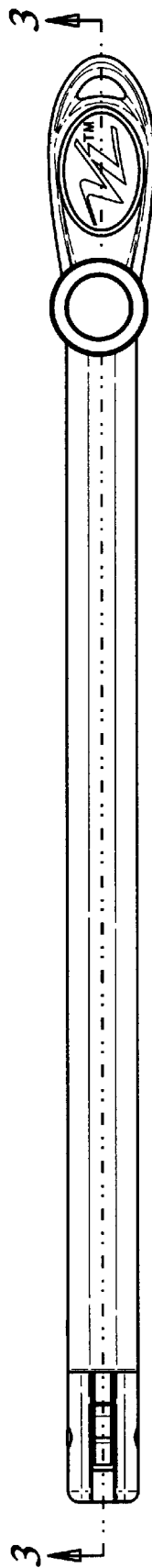


FIG. 2

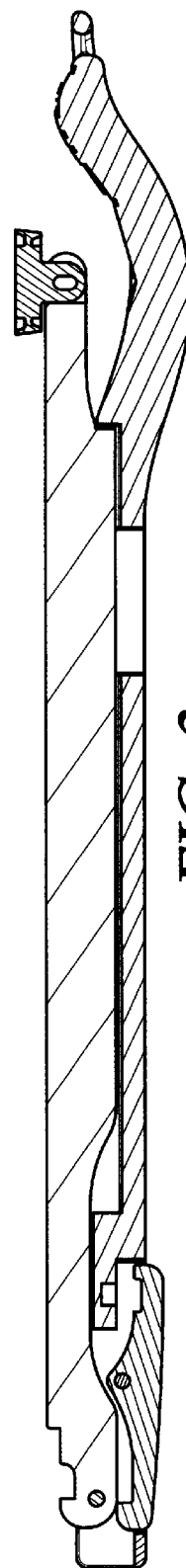


FIG. 3

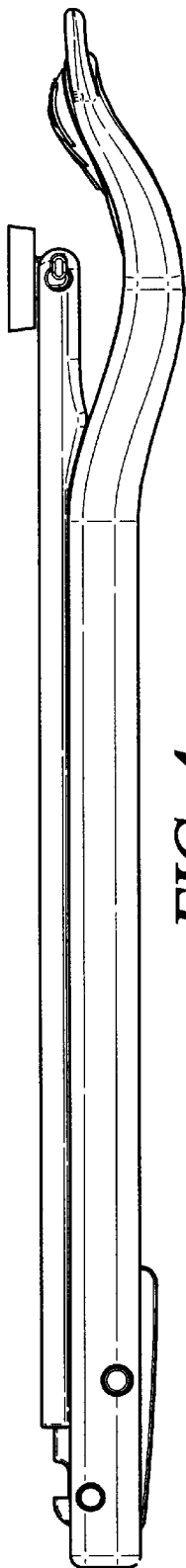


FIG. 4




FIG. 6

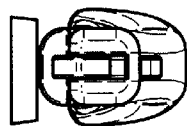


FIG. 5




FIG. 7

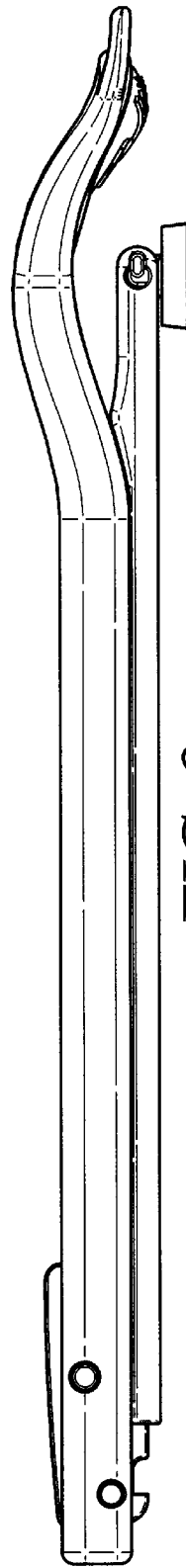


FIG. 8

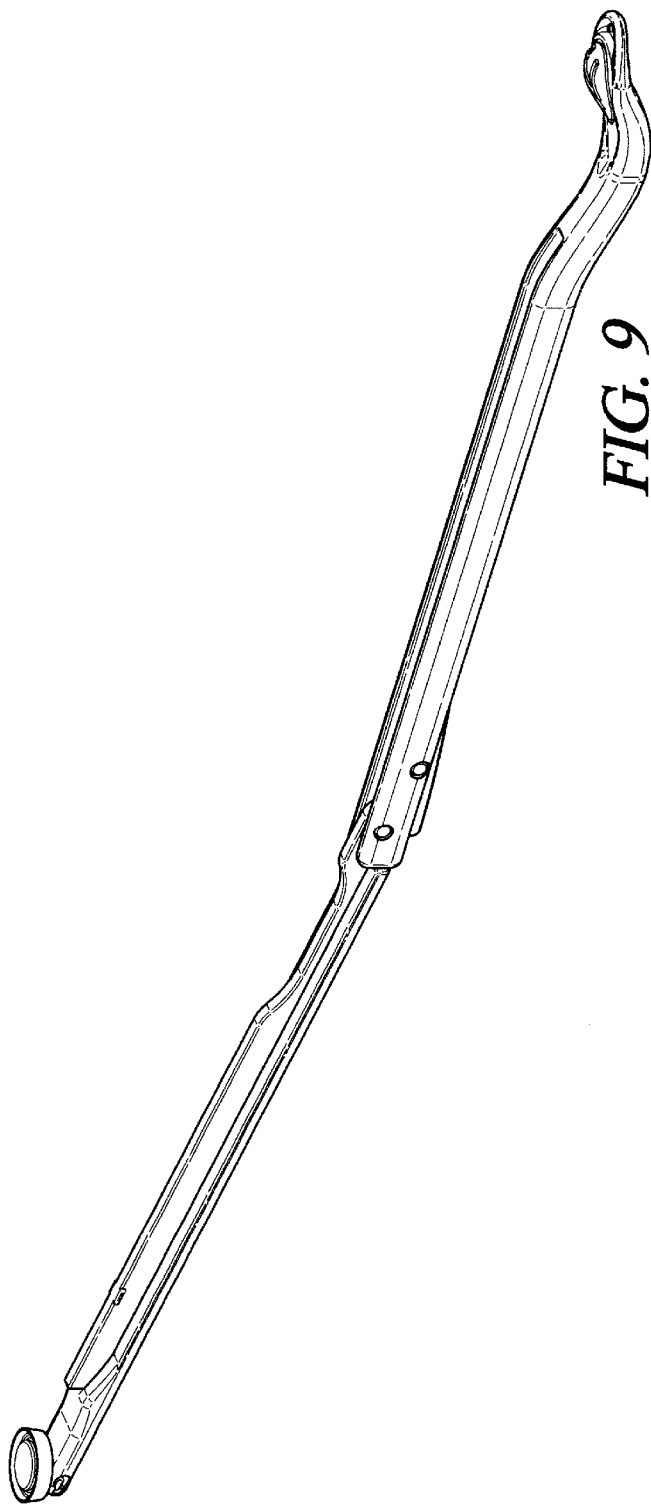


FIG. 9

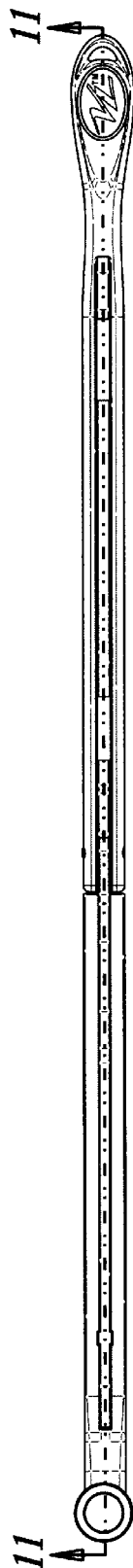


FIG. 10

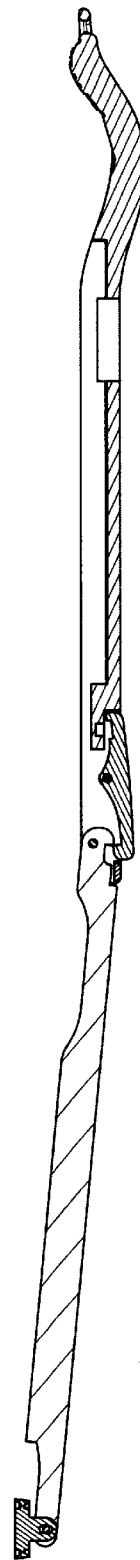


FIG. 11

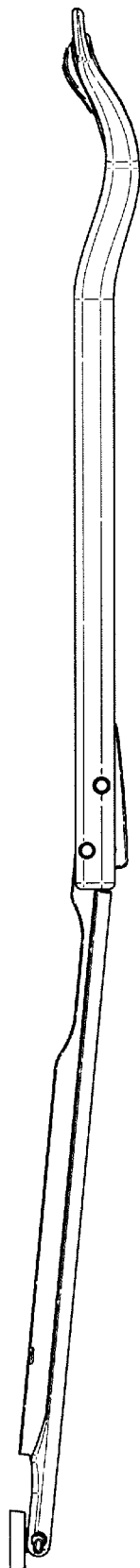


FIG. 12



FIG. 14

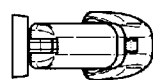


FIG. 13



FIG. 15

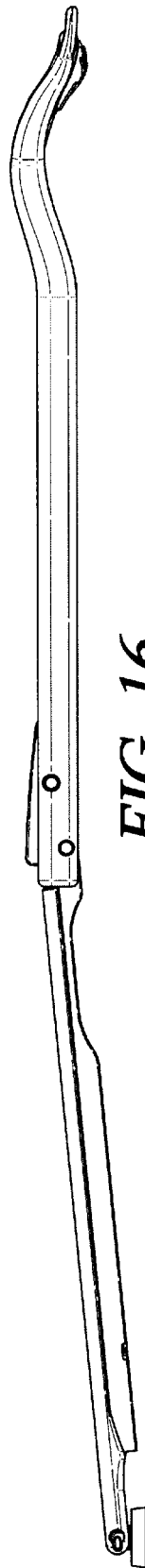


FIG. 16