



US00D523240S

(12) **United States Design Patent** (10) **Patent No.:** **US D523,240 S**
Luke (45) **Date of Patent:** **** Jun. 20, 2006**

(54) **PAINTBALL STORAGE BELT**

(57) **CLAIM**

(76) Inventor: **Michael F. Luke**, 3263 Lawrence Rd.,
Redding, CA (US) 96002

The ornamental design for a paintball storage belt, as shown
and described.

(**) Term: **14 Years**

DESCRIPTION

(21) Appl. No.: **29/228,954**

FIG. 1 is a perspective view of a paintball storage belt,
showing my new design;

(22) Filed: **Apr. 28, 2005**

FIG. 2 is a top plan view, thereof, the bottom plan view
being a mirror image, thereof;

(51) **LOC (8) Cl.** **03-01**

(52) **U.S. Cl.** **D3/221**

(58) **Field of Classification Search** D3/221,
D3/215, 224, 226; 224/219, 222, 267, 237,
224/269; 2/170-171; 40/586, 633
See application file for complete search history.

FIG. 3 is a front elevational view of the container holder
portion, with the belt removed;

FIG. 4 is a left side elevational view thereof;

FIG. 5 is a right side elevational view thereof;

FIG. 6 is a rear elevational view thereof;

FIG. 7 is an exploded perspective view, the broken line
showing of environment in the drawings being for illustra-
tive purposes only and forming no part of the claimed
design;

(56) **References Cited**

U.S. PATENT DOCUMENTS

- D438,374 S * 3/2001 Hayman D3/215
- 6,443,341 B1 * 9/2002 Rittmann 224/219
- D483,561 S * 12/2003 Charpentier D3/221

FIG. 8 is a perspective view, shown on a reduced scale, the
broken line environment being for illustrative purposes only
and forming no part of the claimed design;

FIG. 9 is a view of the inner side of the container holder
portion; and,

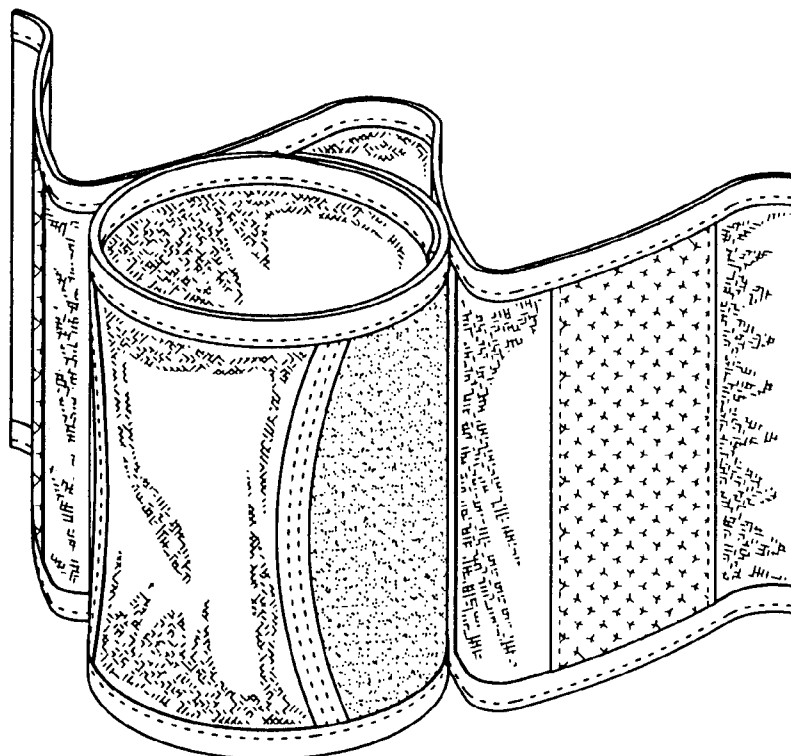
FIG. 10 is a view of the outer side of the contain holder
portion.

* cited by examiner

Primary Examiner—Catherine R. Oliver

(74) *Attorney, Agent, or Firm*—R. Michael West

1 Claim, 3 Drawing Sheets



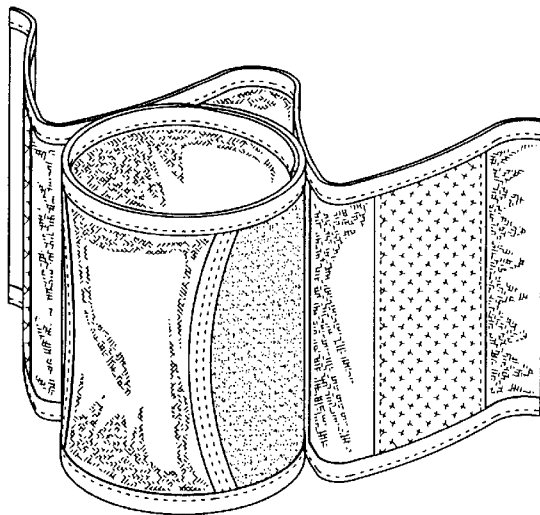


Fig. 1

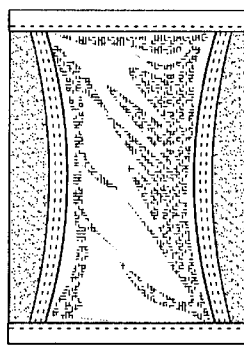


Fig. 3

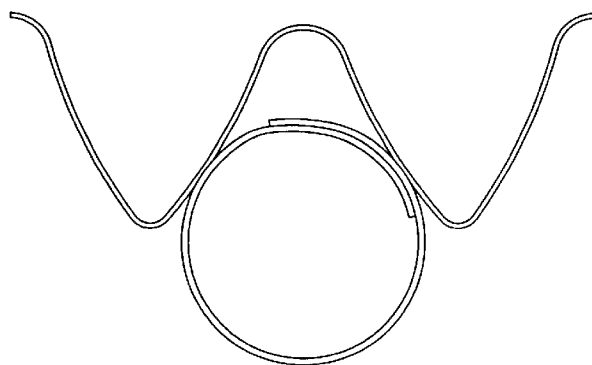


Fig. 2

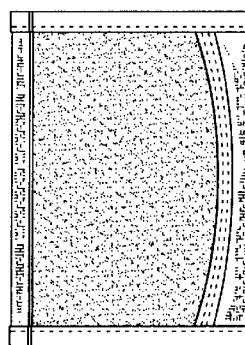


Fig. 4




Fig. 5




Fig. 6

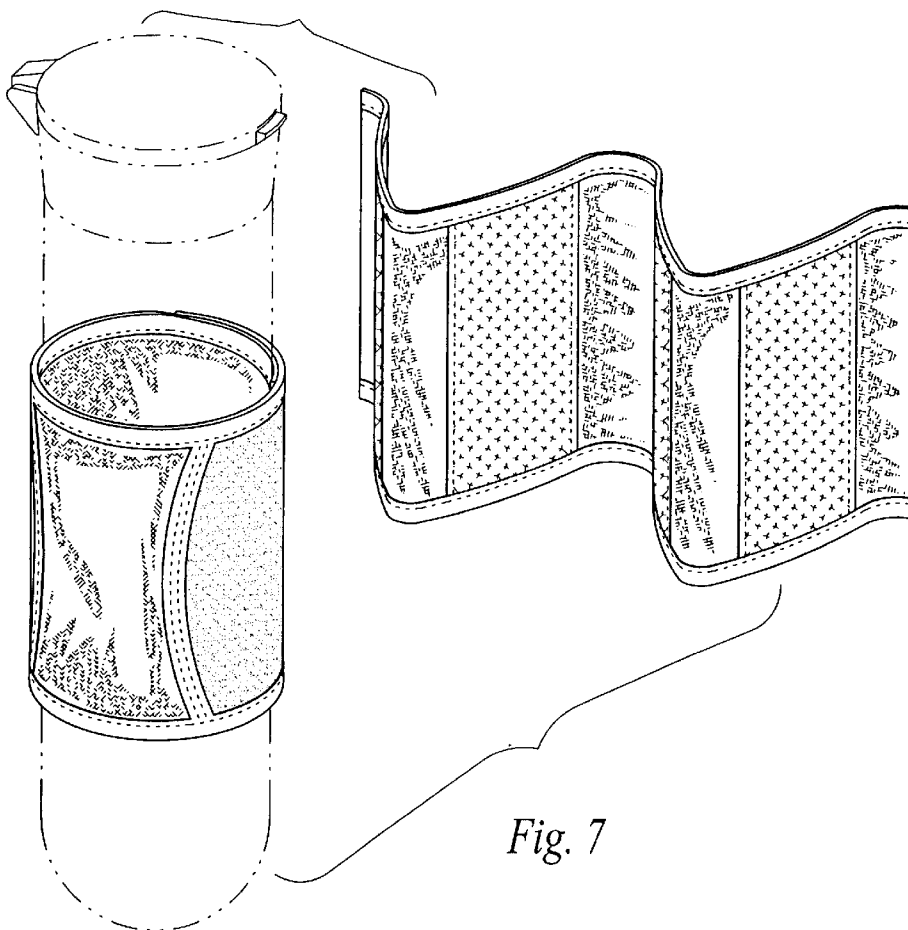


Fig. 7

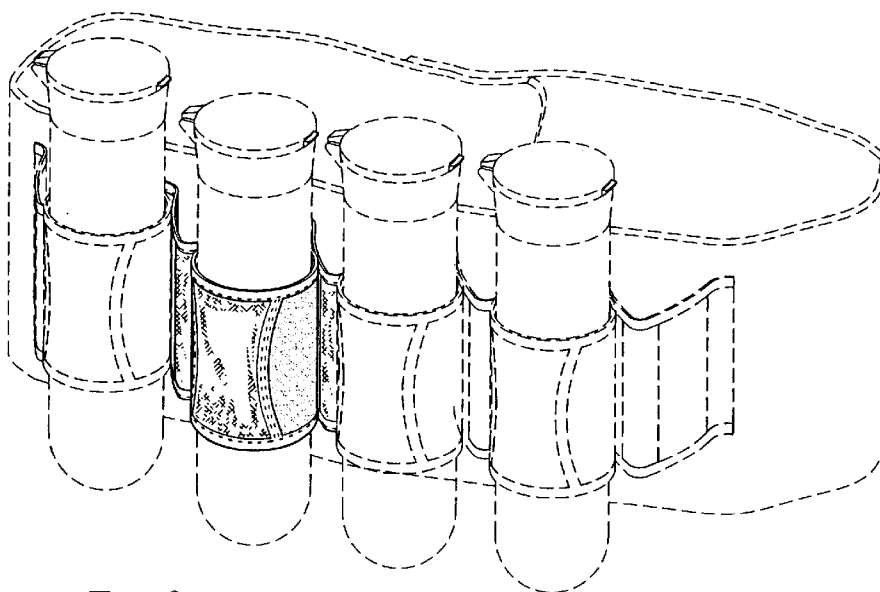


Fig. 8

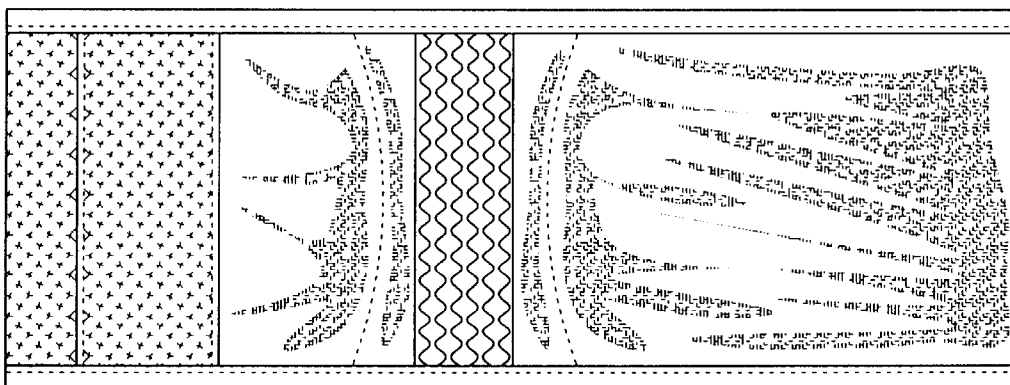


Fig. 9

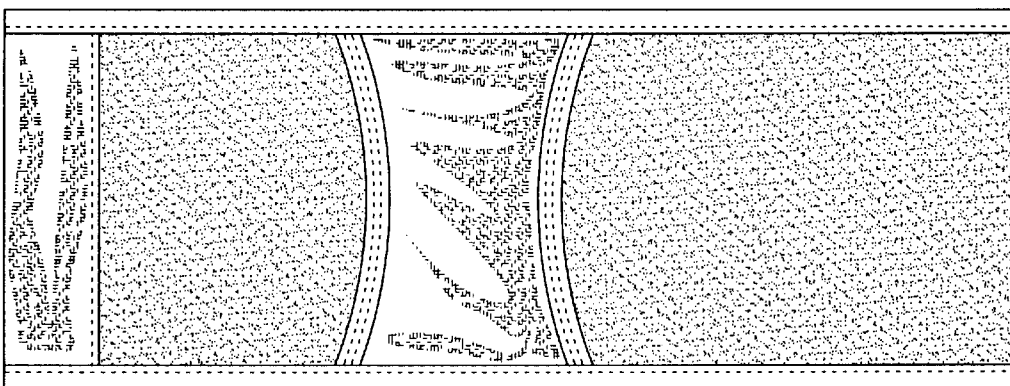


Fig. 10